








Curriculum Overview – Year 1: 2025-2026



“Jesus is at the heart of all we do”

	Autumn 1	Autumn 2	Spring 1	Spring 2	Summer 1	Summer 2
Virtues	Eloquent and Truthful	Learned and Wise	Curious and Active	Intentional and Prophetic	Grateful and Generous	Attentive and Discerning
Key Liturgical dates	8 th Sep- Nativity of the Blessed Virgin Mary 14 th Sep- Exaltation of the Holy Cross 4 th Oct- Feast of St Francis of Assisi 13 th Oct- Feast of St Edward	1 st Nov- All Saints 2 nd Nov- All Souls 24 th Nov- Christ the King 1 st Dec- First Sunday Of Advent 9 th Dec- Immaculate Conception of Blessed Virgin Mary	5 th Jan- Epiphany 12 th Jan- Baptism of the Lord 2 nd Feb- Presentation of the Lord	5 th March- Ash Wednesday 9 th March- First Sunday of Lent 19 th March- Feast of St Joseph 25 th March- Annunciation of the Lord	13 th -19 th – Holy Week 20 th April- Easter Sunday	1 st June- Ascension of the Lord 8 th June- Pentecost 15 th June- Solemnity of the Holy Trinity 27 th June- Most Sacred Heart of Jesus 29 th June- SS Peter and Paul
Key events and trips		Pantomime				
Core Texts						
English Writing	Finding Narrative Purpose: To retell a story Recount; Messages Purpose: To inform and explain events	Narrative: Traditional Tale Purpose: To narrate Instructions: How to catch a witch Purpose: To instruct	Narrative: A Detective Story Purpose: To narrate Recount: Letters Purpose: To recount	Narrative: A Portal Story Purpose: To narrate Information: Wild Things Purpose: To inform	Narrative: A Return Story Purpose: To narrate Recount: Postcards Purpose: To recount	Narrative: A Hunting Story Purpose: To narrate Instructions: Recipes Purpose: To instruct
SPAG	Regular plural noun suffix -s or -es Separation of words with spaces. Capital letters. Full stops.	Reinforce plural noun suffix -s/-es Adding the suffix -er to verbs. Separation of words with spaces Capital letters Full Stops	Reinforce plural noun suffix -s/-es How the prefix un- changes the meaning of verbs and adjectives Adding the suffixes -er and -est to adjectives Separation of words with spaces Capital letters Full Stops	Adding the suffixes -ing, -ed and -er to verbs Adding the suffixes -er and -est to adjectives How the prefix un- changes the meaning of verbs and adjectives Separation of words with spaces Capital letters Full Stops	Reinforce plural noun suffix -s/-es Adding the suffixes -er and -est to adjectives Adding the suffixes -ing and -ed to verbs Reinforce how the prefix unchanges the meaning of verbs and adjectives Separation of words with spaces	Reinforce plural noun suffix -s/-es Adding the suffixes -ing and -ed to verbs Adding the suffixes -er and -est to adjectives Separation of words with spaces Capital letters Full Stops

			Question mark Exclamation mark	Question mark Exclamation mark Capital Letters for names and personal pronoun - I	Capital letters Full Stops Question mark Exclamation mark Capital Letters for names and personal pronoun - I	Question mark Exclamation mark
Maths	Counting within 100	Comparison of quantities and part-whole relationships Numbers 0 to 5 Recognise, compose, decompose and manipulate 2D and 3D shapes	Numbers 0 to 10 Additive structures Addition and subtraction facts within 10	Addition and subtraction facts within 10 (continued) Numbers 0 to 20	Unitising and coin recognition- 2s, 5s and 10s Unitising and coin recognition- Coin recognition	Solving problems in a range of contexts Position and direction Time Composition of multiples of 10 Count and represent numbers to 100
Fluency	<p>Pupils will:</p> <ul style="list-style-type: none"> • subitise within 5, including when using a rekenrek, and re-cap the composition of 5 • develop their understanding of the numbers 6 to 9 using the '5 and a bit' structure • compare numbers within 10 and use precise mathematical language when doing so • re-cap the order of numbers within 10 and connect this to '1 more' and '1 less' than a given number • explore the structure of even numbers (including that even numbers can be composed by doubling any number, and can be composed of 2s) • explore the structure of the odd numbers as being composed of 2s and 1 more • explore the composition of each of the numbers 6, 8, and 10 • explore number tracks and number lines and identify the differences between them 		<p>Pupils will:</p> <ul style="list-style-type: none"> • explore the composition of each of the numbers 7 and 9 • explore the composition of odd and even numbers, seeing that even numbers can be made of two odd or two even parts, and that odd numbers can be composed of one odd part and one even part • identify the number that is two more or two less than a given odd or even number, identifying that two more/ less than an odd number is the next/ previous odd number, and two more/ less than an even number is the next/ previous even number • explore the aggregation and partitioning structures of addition and subtraction through systematically partitioning and re-combining numbers within 10 and connecting this to the part-part-whole diagram, including using the language of parts and wholes • explore the augmentation and reduction structures of addition and reduction using number stories, including introducing the 'first, then, now' language structure 		<p>Pupils will:</p> <ul style="list-style-type: none"> • explore the composition of the numbers 11 to 19 as '10 and a bit' and compare numbers within 20 • connect the composition of the numbers 11 to 19 to their position in the linear number system, including identifying the midpoints of 5, 10 and 15 • compare numbers within 20 • understand how addition and subtraction equations can represent previously explored structures of addition and subtraction (aggregation/ partitioning/augmentation/ reduction) • practise retrieving previously taught facts and reason about these 	
R.E	Unit A- Creation	Unit C- Prayer Unit D- Advent	Unit E- Christmas	Unit G- Forgiveness Unit H- Lent	Unit J- Easter	Unit K- Sharing Jesus' Life Unit L- Pentecost

	Unit B- Families and Celebrations		Unit F- Following Jesus Today	Unit I- Holy Week		Unit M- Jesus: Teacher and Healer
RSHE	Story sessions: Let the Children Come	I Am Unique Girls and Boys Clean and Healthy	Feelings, Likes and Dislikes Feeling Inside Out Super Susie Gets Angry	The Cycle of Life Special People Treat Others Well Say Sorry	Being Safe Good Secrets and Bad Physical Contact Harmful Substances	Three in One Who is my Neighbour? The Communities we Live in
Science	Animals including humans- All about me	Exploring Everyday Materials (1) Seasonal Change- Autumn	Exploring Everyday Materials (2) Seasonal Change- Winter	Animals, including humans- All about animals Seasonal Change- Spring	Revision Seasonal Change- Summer	Plants
History	How am I making history?		Why is St Edward's Church such as special building?		How have explorers changed the world?	
Geography	Geographical skills and fieldwork – My School		Geographical skills and fieldwork – My School Grounds		Human and Physical Geography	
Art	Drawing: Make your mark		Painting and mixed media: Colour splash		Sculpture and 3D: Paper play	Craft and design: Woven wonders
DT	Textiles - Worry Dolls		Food Technology Make a healthy fruit salad/salad		Mechanisms and structures Design and make a moving story book.	
Music	Keeping the pulse My favourite things.		Pitch and Tempo: Superheroes		Musical vocabulary: Under the Sea	Sound patterns: Fairytale
Computing	Improving mouse skills	Algorithms- unplugged	Online safety	Digital imagery	Bee Bot	
P.E	Games- Ball Skills G		Games – Tennis Dance	Kwik Cricket Dance	Fitness Athletics	Ball Games Gymnastics
PSHE/ My Happy Mind	How do I feel today? Who's in my family? Meet Your Brain	What makes a good friend? Places	How do I decide what to do online? What should I Do if I feel unsafe online? celebrate	How can I look after my body? Appreciate	How can I look after my body? Relate	Learning from Mistakes Engage